



OFFICIAL RESULTS

COMPETITION JURY

TECHNICAL DELEGATE	SAMPIERI Gianluca	(ITA)
CHIEF OF RACE	DORSS Dinars	(LAT)
REFEREE	FOGELIS Daniels	(LAT)

WEATHER

CONDITIONS	Sunny
SNOW	Hard
AIR TEMPERATURE	START : -1.0 °C FINISH : -1.0 °C

Run 1

COURSESETTER	GEDRA Zaks	(LAT)
FORERUNNERS	- A - CASON Mattia	(ITA)
	- B - ABELE Gustavs	(LAT)
	- C - UREVICH Vladislav	(KGZ)

Run 2

	KERWIN Dave	(USA)
- A -	CASON Mattia	(ITA)
- B -	ABELE Gustavs	(LAT)
- C -	UREVICH Vladislav	(KGZ)

COURSE	Aloch Muro
START	1640 m
FINISH	1355 m
DROP	285 m
HOMOLOGATION	15202/12/23
GATES	35
DIRECTIONS	33
STARTING TIME	09:40

	Aloch Muro
	1640 m
	1355 m
	285 m
	15202/12/23
	35
	34
	12:30

LIST n°1725 APPLIED PENALTY: 33.56 CALCULATED PENALTY: 33.56

F = 1010

Number of competitors: 71, Number of NSA: 16

Rank	Bib	FIS ID	Name	Nation	Year	Category	Run 1 (Rank)	Run 2 (Rank)	Time	Gap	Points
Men											
1	16	422935	SOERENSEN Jarl Emil		2005	U21	50.93 (4)	50.00 (3)	1:40.93		33.56
2	27	10000288	ZORZI Sebastiano		2005	U21	50.89 (3)	50.41 (7)	1:41.30	0.37	37.26
2	11	10000739	AVESANI Matteo		2006	U21	51.09 (7)	50.21 (5)	1:41.30	0.37	37.26
4	5	6100575	PARK Oscar		2004	U21	50.53 (1)	50.83 (13)	1:41.36	0.43	37.86
5	10	10000822	STEFANI Giovanni		2006	U21	51.69 (18)	49.77 (1)	1:41.46	0.53	38.86
6	14	6294979	PISCANEC Alessandro		2004	U21	51.21 (11)	50.42 (8)	1:41.63	0.70	40.56
7	12	221581	LAUGHLAND Maximilian		2004	U21	51.35 (12)	50.36 (6)	1:41.71	0.78	41.37
8	18	10000344	SIEDER Lukas		2005	U21	51.03 (6)	50.70 (11)	1:41.73	0.80	41.57
9	26	6294963	SANELLI Paolo		2004	U21	51.11 (9)	50.64 (10)	1:41.75	0.82	41.77
10	24	10000845	FOCHER Mirko		2006	U21	50.99 (5)	50.78 (12)	1:41.77	0.84	41.97
11	7	6100723	GOULET Charles-Antoine		2005	U21	51.83 (22)	50.00 (3)	1:41.83	0.90	42.57
12	23	492596	UBEIRA CIERCO Marc		2006	U21	51.09 (7)	50.88 (15)	1:41.97	1.04	43.97
13	1	6191538	MICHEL-MAZAN Jules		2005	U21	50.88 (2)	51.11 (20)	1:41.99	1.06	44.17
14	6	10000318	PASQUARELLA Riccardo		2005	U21	51.11 (9)	51.03 (18)	1:42.14	1.21	45.67
15	35	10000449	RAINER Fabian		2005	U21	52.31 (28)	49.84 (2)	1:42.15	1.22	45.77
16	31	10000349	GROSSRUBATSCHER Fabio		2005	U21	51.37 (13)	50.86 (14)	1:42.23	1.30	46.57
17	2	6534004	SCHRADY Jack		2006	U21	51.40 (14)	50.98 (17)	1:42.38	1.45	48.07
18	13	6533766	HODER Maximilien		2005	U21	51.72 (19)	51.03 (18)	1:42.75	1.82	51.77
19	42	10001089	DE VETTOR Giacomo		2007	U18	52.45 (30)	50.52 (9)	1:42.97	2.04	53.97
20	45	10001177	BAGATELLA Teo Quy		2007	U18	51.83 (22)	51.15 (22)	1:42.98	2.05	54.07
21	51	6533737	FLAGGERT Winthrop		2005	U21	52.19 (27)	51.13 (21)	1:43.32	2.39	57.48
22	53	6100787	EXLEY Tal		2006	U21	51.61 (16)	51.72 (27)	1:43.33	2.40	57.58
23	44	54953	BARTELS Casper		2006	U21	52.43 (29)	50.94 (16)	1:43.37	2.44	57.98
24	19	10000350	KERSCHBAUMER Ivan		2005	U21	51.81 (21)	51.66 (26)	1:43.47	2.54	58.98
25	49	10001064	LALLINI Edoardo		2007	U18	52.10 (25)	51.41 (23)	1:43.51	2.58	59.38
26	3	6100706	LARIN Vincent		2005	U21	52.18 (26)	51.46 (24)	1:43.64	2.71	60.68



OFFICIAL RESULTS

Rank	Bib	FIS ID	Name	Nation	Year	Category	Run 1 (Rank)	Run 2 (Rank)	Time	Gap	Points
27	40	10000302	MAZZOCCHIA Francesco		2005	U21	51.80 (20)	51.89 (28)	1:43.69	2.76	61.18
28	46	6100818	KRAMPL Marek		2006	U21	53.03 (38)	51.62 (25)	1:44.65	3.72	70.79
29	28	10000540	MASTROBATTISTA Daniele		2005	U21	52.46 (31)	52.21 (31)	1:44.67	3.74	70.99
30	36	10001174	ATTANASIO Luigi		2007	U18	52.58 (34)	52.10 (29)	1:44.68	3.75	71.09
31	39	10001068	BURLON Simone		2007	U18	52.56 (33)	52.20 (30)	1:44.76	3.83	71.89
32	30	492592	BARCELO CASTELLET Roger		2006	U21	52.53 (32)	52.31 (32)	1:44.84	3.91	72.69
33	41	10001179	LONGO Lorenzo		2007	U18	52.70 (35)	52.49 (33)	1:45.19	4.26	76.19
34	47	10000744	WEISS Luca		2006	U21	52.71 (36)	52.83 (36)	1:45.54	4.61	79.69
35	32	6294914	PALLUA Giovanni		2004	U21	53.08 (40)	52.66 (35)	1:45.74	4.81	81.69
36	58	203318	KALTENHAEUSER Maximilian		2006	U21	53.76 (46)	52.52 (34)	1:46.28	5.35	87.10
37	60	770057	NARCHUGANOV Roman		2008	U18	53.03 (38)	53.70 (41)	1:46.73	5.80	91.60
38	55	10001169	MERLER Luca		2007	U18	53.52 (41)	53.29 (39)	1:46.81	5.88	92.40
39	50	6534009	STERN-PRE Sacha		2006	U21	53.55 (42)	53.35 (40)	1:46.90	5.97	93.30
40	64	512797	LANGHANS Noah		2007	U18	53.65 (44)	53.26 (37)	1:46.91	5.98	93.40
41	54	6534124	WILSON Ryan		2006	U21	53.89 (49)	53.70 (41)	1:47.59	6.66	100.21
42	38	10000749	FONTANA Federico		2006	U21	54.38 (51)	53.28 (38)	1:47.66	6.73	100.91
43	56	6534014	PARAZETTE Noah		2006	U21	53.55 (42)	54.36 (45)	1:47.91	6.98	103.41
44	59	10001178	FARINA Samuele		2007	U18	53.86 (48)	54.13 (44)	1:47.99	7.06	104.21
45	37	10001166	STUFFER Aaron		2007	U18	54.33 (50)	54.03 (43)	1:48.36	7.43	107.91
46	71	280040	BEN NUN Axel		2008	U18	55.40 (54)	54.95 (46)	1:50.35	9.42	127.83
47	63	550145	PRANCANS Pauls Peteris		2007	U18	55.12 (52)	55.79 (47)	1:50.91	9.98	133.43
48	65	550146	MAZAIS Miks		2007	U18	57.62 (56)	56.27 (48)	1:53.89	12.96	163.25
49	69	550149	PUSNINS Arno		2008	U18	58.26 (57)	57.10 (49)	1:55.36	14.43	177.96
50	70	550148	BERZINS Valters		2008	U18	59.54 (58)	59.48 (50)	1:59.02	18.09	214.59
51	67	60339	DESMET Leon-Remi		2005	U21	1:00.98 (59)	1:01.46 (51)	2:02.44	21.51	248.81

Did Not Finish - Run 1 (11)

4	6100681	COURNOYER Lexis		2005	U21						
8	6533789	ELVIDGE Roman		2005	U21						
9	203239	POLLER Max		2005	U21						
15	6294859	LOCHMANN Tommy		2004	U21						
21	10000081	ALVERA Mattia		2004	U21						
22	10000828	FEICHTER Jonas		2006	U21						
29	170187	HANGHOEJ Vitus		2004	U21						
33	6533577	ROTH Laiken		2004	U21						
48	6533734	APPLE Cailin		2005	U21						
62	550151	TRAPANS Nils Neo		2008	U18						
68	60350	DERAEDT Maxim		2007	U18						

Disqualified - Run 1 (1)





20	6100683	FULGA Luca		2005	U21					Gate 35	
----	---------	------------	--	------	-----	--	--	--	--	---------	--

Did Not Finish - Run 2 (8)

17	10000336	HALLER Moritz		2005	U21	51.90					
25	6100837	WATTS Thomas		2006	U21	51.66					
34	492594	ROCHE ESPINOS Victor		2006	U21	51.46					
43	10000777	LINDER Rene		2006	U21	53.77					



OFFICIAL RESULTS

Rank	Bib	FIS ID	Name	Nation	Year	Category	Run 1 (Rank)	Run 2 (Rank)	Time	Gap	Points
52	54947		FALKNER Simon		2006	U21	52.78				
57	221664		VIDRI Dante Adam		2007	U18	53.73				
61	6533926		SMITH Lincoln		2005	U21	55.61				
66	92834		RECH Mark		2007	U18	55.38				

PENALTY CALCULATION

Rank	Bib	FIS ID	Name	Nation	Year	List points	Best 5	Race points
Best 10 at finish								
1	16	422935	SOERENSEN Jarl Emil		2005	39.89	-	-
2	27	10000288	ZORZI Sebastiano		2005	44.49	-	-
2	11	10000739	AVESANI Matteo		2006	39.38	39.38	3.70
4	5	6100575	PARK Oscar		2004	39.63	39.63	4.30
5	10	10000822	STEFANI Giovanni		2006	35.86	35.86	5.30
6	14	6294979	PISCANEC Alessandro		2004	37.05	37.05	7.00
7	12	221581	LAUGHLAND Maximilian		2004	39.36	39.36	7.81
8	18	10000344	SIEDER Lukas		2005	40.32	-	-
9	26	6294963	SANELLI Paolo		2004	44.36	-	-
10	24	10000845	FOCHER Mirko		2006	43.93	-	-

Best 5 at start

DNF	8	6533789	ELVIDGE Roman		2005	31.45		
18	13	6533766	HODER Maximilien		2005	32.32		
5	10	10000822	STEFANI Giovanni		2006	35.86		
14	6	10000318	PASQUARELLA Riccardo		2005	36.36		
DNF	4	6100681	COURNOYER Lexis		2005	36.48		

(DNF: Did Not Finish, DSQ: Disqualified)

TOTAL

(B) List points of best 5 at start	172.47		
(A) List points of the best 5 to finish in top 10		191.28	
(C) Race points of corresponding competitors			28.11

Calculated penalty (A + B - C) = 335.64 / 10	33.56
Correction value (Z)	0.00
Category adder	0.00
Applied penalty	33.56

Timing

**RESULTS RUN 1**

Rank	Bib	FIS ID	Name	Nation	Year	Sector 1 (Rank)	Sector 2 (Rank)	Inter 2 (Rank)	Sector 3 (Rank)	Time	Gap
Men											
1	5	6100575	PARK Oscar		2004	27.30 (1)	13.60 (7)	40.90 (1)	9.63 (6)	50.53	
2	1	6191538	MICHEL-MAZAN Jules		2005	27.39 (2)	13.81 (16)	41.20 (4)	9.68 (7)	50.88	0.35
3	27	10000288	ZORZI Sebastiano		2005	27.79 (11)	13.39 (1)	41.18 (3)	9.71 (8)	50.89	0.36
4	16	422935	SOERENSEN Jarl Emil		2005	27.67 (7)	13.48 (2)	41.15 (2)	9.78 (15)	50.93	0.40
5	24	10000845	FOCHER Mirko		2006	27.53 (3)	13.84 (18)	41.37 (8)	9.62 (5)	50.99	0.46
6	18	10000344	SIEDER Lukas		2005	27.71 (8)	13.55 (4)	41.26 (5)	9.77 (14)	51.03	0.50
7	23	492596	UBEIRA CIERCO Marc		2006	27.82 (13)	13.75 (12)	41.57 (12)	9.52 (1)	51.09	0.56
7	11	10000739	AVESANI Matteo		2006	27.71 (8)	13.66 (10)	41.37 (8)	9.72 (9)	51.09	0.56
9	26	6294963	SANELLI Paolo		2004	27.60 (4)	13.72 (11)	41.32 (6)	9.79 (16)	51.11	0.58
9	6	10000318	PASQUARELLA Riccardo		2005	27.77 (10)	13.59 (6)	41.36 (7)	9.75 (13)	51.11	0.58
11	14	6294979	PISCANEC Alessandro		2004	28.04 (22)	13.65 (8)	41.69 (14)	9.52 (1)	51.21	0.68
12	12	221581	LAUGHLAND Maximilian		2004	27.64 (6)	13.79 (15)	41.43 (10)	9.92 (28)	51.35	0.82
13	31	10000349	GROSSRUBATSCHER Fabio		2005	28.00 (17)	13.78 (14)	41.78 (16)	9.59 (3)	51.37	0.84
14	2	6534004	SCHRADY Jack		2006	28.02 (20)	13.53 (3)	41.55 (11)	9.85 (20)	51.40	0.87
15	34	492594	ROCHE ESPINOS Victor		2006	28.30 (29)	13.56 (5)	41.86 (21)	9.60 (4)	51.46	0.93
16	53	6100787	EXLEY Tal		2006	27.82 (13)	13.89 (23)	41.71 (15)	9.90 (24)	51.61	1.08
17	25	6100837	WATTS Thomas		2006	27.63 (5)	13.96 (26)	41.59 (13)	10.07 (36)	51.66	1.13
18	10	10000822	STEFANI Giovanni		2006	28.12 (25)	13.83 (17)	41.95 (25)	9.74 (11)	51.69	1.16
19	13	6533766	HODER Maximilien		2005	27.79 (11)	14.03 (27)	41.82 (17)	9.90 (24)	51.72	1.19
20	40	10000302	MAZZOCCHIA Francesco		2005	28.01 (18)	13.86 (21)	41.87 (22)	9.93 (30)	51.80	1.27
21	19	10000350	KERSCHBAUMER Ivan		2005	28.15 (27)	13.84 (18)	41.99 (26)	9.82 (19)	51.81	1.28
22	45	10001177	BAGATELLA Teo Quy		2007	28.26 (28)	13.65 (8)	41.91 (24)	9.92 (28)	51.83	1.30
22	7	6100723	GOULET Charles-Antoine		2005	28.03 (21)	13.85 (20)	41.88 (23)	9.95 (32)	51.83	1.30
24	17	10000336	HALLER Moritz		2005	27.98 (16)	13.86 (21)	41.84 (18)	10.06 (35)	51.90	1.37
25	49	10001064	LALLINI Edoardo		2007	28.09 (23)	14.28 (33)	42.37 (27)	9.73 (10)	52.10	1.57
26	3	6100706	LARIN Vincent		2005	27.95 (15)	13.89 (23)	41.84 (18)	10.34 (46)	52.18	1.65
27	51	6533737	FLAGGERT Winthrop		2005	28.01 (18)	14.37 (36)	42.38 (28)	9.81 (18)	52.19	1.66
28	35	10000449	RAINER Fabian		2005	28.09 (23)	13.76 (13)	41.85 (20)	10.46 (50)	52.31	1.78
29	44	54953	BARTELS Casper		2006	28.12 (25)	14.38 (37)	42.50 (30)	9.93 (30)	52.43	1.90
30	42	10001089	DE VETTOR Giacomo		2007	28.36 (30)	14.10 (29)	42.46 (29)	9.99 (34)	52.45	1.92
31	28	10000540	MASTROBATTISTA Daniele		2005	28.54 (36)	14.12 (31)	42.66 (33)	9.80 (17)	52.46	1.93
32	30	492592	BARCELO CASTELLET Roger		2006	28.43 (33)	14.21 (32)	42.64 (32)	9.89 (22)	52.53	2.00
33	39	10001068	BURLON Simone		2007	28.38 (32)	14.33 (34)	42.71 (35)	9.85 (20)	52.56	2.03
34	36	10001174	ATTANASIO Luigi		2007	28.71 (43)	13.91 (25)	42.62 (31)	9.96 (33)	52.58	2.05
35	41	10001179	LONGO Lorenzo		2007	28.69 (42)	14.10 (29)	42.79 (36)	9.91 (26)	52.70	2.17
36	47	10000744	WEISS Luca		2006	28.36 (30)	14.46 (38)	42.82 (38)	9.89 (22)	52.71	2.18
37	52	54947	FALKNER Simon		2006	28.62 (38)	14.08 (28)	42.70 (34)	10.08 (37)	52.78	2.25
38	60	770057	NARCHUGANOV Roman		2008	28.80 (44)	14.49 (40)	43.29 (42)	9.74 (11)	53.03	2.50
38	46	6100818	KRAMPL Marek		2006	28.53 (35)	14.59 (44)	43.12 (39)	9.91 (26)	53.03	2.50
40	32	6294914	PALLUA Giovanni		2004	28.44 (34)	14.35 (35)	42.79 (36)	10.29 (45)	53.08	2.55
41	55	10001169	MERLER Luca		2007	28.91 (46)	14.52 (41)	43.43 (45)	10.09 (38)	53.52	2.99
42	56	6534014	PARAZETTE Noah		2006	28.68 (41)	14.62 (45)	43.30 (43)	10.25 (43)	53.55	3.02
42	50	6534009	STERN-PRE Sacha		2006	28.64 (39)	14.71 (47)	43.35 (44)	10.20 (41)	53.55	3.02
44	64	512797	LANGHANS Noah		2007	28.55 (37)	14.73 (48)	43.28 (41)	10.37 (47)	53.65	3.12



RESULTS RUN 1








Rank	Bib	FIS ID	Name	Nation	Year	Sector 1 (Rank)	Sector 2 (Rank)	Inter 2 (Rank)	Sector 3 (Rank)	Time	Gap
45	57	221664	VIDRI Dante Adam		2007	29.05 (49)	14.47 (39)	43.52 (47)	10.21 (42)	53.73	3.20
46	58	203318	KALTENHAEUSER Maximilian		2006	28.65 (40)	14.58 (43)	43.23 (40)	10.53 (52)	53.76	3.23
47	43	10000777	LINDER Rene		2006	28.87 (45)	14.62 (45)	43.49 (46)	10.28 (44)	53.77	3.24
48	59	10001178	FARINA Samuele		2007	29.23 (51)	14.53 (42)	43.76 (49)	10.10 (39)	53.86	3.33
49	54	6534124	WILSON Ryan		2006	28.97 (48)	14.81 (50)	43.78 (50)	10.11 (40)	53.89	3.36
50	37	10001166	STUFFER Aaron		2007	28.96 (47)	14.76 (49)	43.72 (48)	10.61 (53)	54.33	3.80
51	38	10000749	FONTANA Federico		2006	29.11 (50)	14.85 (51)	43.96 (51)	10.42 (49)	54.38	3.85
52	63	550145	PRANCANS Pauls Peteris		2007	29.57 (54)	14.94 (53)	44.51 (52)	10.61 (53)	55.12	4.59
53	66	92834	RECH Mark		2007	29.97 (55)	14.93 (52)	44.90 (55)	10.48 (51)	55.38	4.85
54	71	280040	BEN NUN Axel		2008	29.50 (53)	15.28 (54)	44.78 (53)	10.62 (55)	55.40	4.87
55	61	6533926	SMITH Lincoln		2005	29.45 (52)	15.41 (55)	44.86 (54)	10.75 (56)	55.61	5.08
56	65	550146	MAZAIS Miks		2007	31.49 (58)	15.76 (56)	47.25 (56)	10.37 (47)	57.62	7.09
57	69	550149	PUSNINS Arno		2008	31.08 (56)	16.21 (57)	47.29 (57)	10.97 (57)	58.26	7.73
58	70	550148	BERZINS Valters		2008	31.48 (57)	16.55 (58)	48.03 (58)	11.51 (58)	59.54	9.01
59	67	60339	DESMET Leon-Remi		2005	32.74 (59)	16.67 (59)	49.41 (59)	11.57 (59)	1:00.98	10.45

**RESULTS RUN 2**

Rank	Bib	FIS ID	Name	Nation	Year	Sector 1 (Rank)	Sector 2 (Rank)	Inter 2 (Rank)	Sector 3 (Rank)	Time	Gap
Men											
1	10	10000822	STEFANI Giovanni		2006	26.78 (1)	13.55 (2)	40.33 (1)	9.44 (3)	49.77	
2	35	10000449	RAINER Fabian		2005	26.92 (5)	13.49 (1)	40.41 (2)	9.43 (2)	49.84	0.07
3	16	422935	SOERENSEN Jarl Emil		2005	26.91 (4)	13.64 (3)	40.55 (4)	9.45 (4)	50.00	0.23
3	7	6100723	GOULET Charles-Antoine		2005	26.81 (2)	13.73 (6)	40.54 (3)	9.46 (5)	50.00	0.23
5	11	10000739	AVESANI Matteo		2006	26.95 (6)	13.72 (5)	40.67 (5)	9.54 (11)	50.21	0.44
6	12	221581	LAUGHLAND Maximilian		2004	26.82 (3)	14.24 (21)	41.06 (9)	9.30 (1)	50.36	0.59
7	27	10000288	ZORZI Sebastiano		2005	27.24 (17)	13.67 (4)	40.91 (6)	9.50 (8)	50.41	0.64
8	14	6294979	PISCANEC Alessandro		2004	27.22 (15)	13.73 (6)	40.95 (7)	9.47 (7)	50.42	0.65
9	42	10001089	DE VETTOR Giacomo		2007	27.13 (13)	13.83 (8)	40.96 (8)	9.56 (12)	50.52	0.75
10	26	6294963	SANELLI Paolo		2004	27.00 (8)				50.64	0.87
11	18	10000344	SIEDER Lukas		2005	27.20 (14)	13.92 (14)	41.12 (11)	9.58 (15)	50.70	0.93
12	24	10000845	FOCHER Mirko		2006	27.28 (19)	13.86 (9)	41.14 (12)	9.64 (16)	50.78	1.01
13	5	6100575	PARK Oscar		2004	26.98 (7)	14.34 (25)	41.32 (15)	9.51 (10)	50.83	1.06
14	31	10000349	GROSSRUBATSCHER Fabio		2005	27.45 (22)	13.91 (13)	41.36 (16)	9.50 (8)	50.86	1.09
15	23	492596	UBEIRA CIERCO Marc		2006	27.47 (23)	13.95 (15)	41.42 (19)	9.46 (5)	50.88	1.11
16	44	54953	BARTELS Casper		2006	27.33 (20)	13.90 (11)	41.23 (13)	9.71 (22)	50.94	1.17
17	2	6534004	SCHRADY Jack		2006	27.39 (21)	13.90 (11)	41.29 (14)	9.69 (20)	50.98	1.21
18	13	6533766	HODER Maximilien		2005	27.02 (9)	14.45 (29)	41.47 (21)	9.56 (12)	51.03	1.26
18	6	10000318	PASQUARELLA Riccardo		2005	27.27 (18)	14.11 (17)	41.38 (18)	9.65 (17)	51.03	1.26
20	1	6191538	MICHEL-MAZAN Jules		2005	27.10 (12)	14.34 (25)	41.44 (20)	9.67 (19)	51.11	1.34
21	51	6533737	FLAGGERT Winthrop		2005	27.22 (15)	13.89 (10)	41.11 (10)	10.02 (35)	51.13	1.36
22	45	10001177	BAGATELLA Teo Quy		2007	27.51 (24)	13.98 (16)	41.49 (22)	9.66 (18)	51.15	1.38
23	49	10001064	LALLINI Edoardo		2007	27.71 (26)	14.13 (18)	41.84 (24)	9.57 (14)	51.41	1.64
24	3	6100706	LARIN Vincent		2005	27.08 (11)	14.28 (23)	41.36 (16)	10.10 (38)	51.46	1.69
25	46	6100818	KRAMPL Marek		2006	27.03 (10)	14.53 (32)	41.56 (23)	10.06 (37)	51.62	1.85
26	19	10000350	KERSCHBAUMER Ivan		2005	27.68 (25)	14.20 (19)	41.88 (25)	9.78 (27)	51.66	1.89
27	53	6100787	EXLEY Tal		2006	27.72 (27)	14.29 (24)	42.01 (26)	9.71 (22)	51.72	1.95
28	40	10000302	MAZZOCCHIA Francesco		2005	27.78 (28)	14.40 (27)	42.18 (27)	9.71 (22)	51.89	2.12
29	36	10001174	ATTANASIO Luigi		2007	27.86 (29)	14.48 (31)	42.34 (28)	9.76 (26)	52.10	2.33
30	39	10001068	BURLON Simone		2007	28.26 (35)	14.25 (22)	42.51 (32)	9.69 (20)	52.20	2.43
31	28	10000540	MASTROBATTISTA Daniele		2005	28.15 (34)	14.23 (20)	42.38 (29)	9.83 (29)	52.21	2.44
32	30	492592	BARCELO CASTELLET Roger		2006	28.06 (33)	14.44 (28)	42.50 (31)	9.81 (28)	52.31	2.54
33	41	10001179	LONGO Lorenzo		2007	28.02 (31)	14.63 (34)	42.65 (34)	9.84 (30)	52.49	2.72
34	58	203318	KALTENHAEUSER Maximilian		2006	27.97 (30)	14.62 (33)	42.59 (33)	9.93 (32)	52.52	2.75
35	32	6294914	PALLUA Giovanni		2004	28.03 (32)	14.45 (29)	42.48 (30)	10.18 (39)	52.66	2.89
36	47	10000744	WEISS Luca		2006	28.41 (39)	14.68 (35)	43.09 (36)	9.74 (25)	52.83	3.06
37	64	512797	LANGHANS Noah		2007	28.28 (36)	14.71 (36)	42.99 (35)	10.27 (41)	53.26	3.49
38	38	10000749	FONTANA Federico		2006	28.36 (38)	15.02 (42)	43.38 (40)	9.90 (31)	53.28	3.51
39	55	10001169	MERLER Luca		2007	28.55 (42)	14.73 (37)	43.28 (37)	10.01 (34)	53.29	3.52
40	50	6534009	STERN-PRE Sacha		2006	28.50 (41)	14.82 (38)	43.32 (39)	10.03 (36)	53.35	3.58
41	60	770057	NARCHUGANOV Roman		2008	28.45 (40)	15.30 (44)	43.75 (43)	9.95 (33)	53.70	3.93
41	54	6534124	WILSON Ryan		2006	28.33 (37)	14.95 (41)	43.28 (37)	10.42 (44)	53.70	3.93
43	37	10001166	STUFFER Aaron		2007	28.78 (44)	14.85 (40)	43.63 (42)	10.40 (43)	54.03	4.26
44	59	10001178	FARINA Samuele		2007	28.78 (44)	15.13 (43)	43.91 (44)	10.22 (40)	54.13	4.36



RESULTS RUN 2

Rank	Bib	FIS ID	Name	Nation	Year	Sector 1 (Rank)	Sector 2 (Rank)	Inter 2 (Rank)	Sector 3 (Rank)	Time	Gap
45	56	6534014	PARAZETTE Noah		2006	28.61 (43)	14.83 (39)	43.44 (41)	10.92 (47)	54.36	4.59
46	71	280040	BEN NUN Axel		2008	28.96 (46)	15.42 (46)	44.38 (45)	10.57 (45)	54.95	5.18
47	63	550145	PRANCANS Pauls Peteris		2007	29.83 (48)	15.37 (45)	45.20 (46)	10.59 (46)	55.79	6.02
48	65	550146	MAZAIS Miks		2007	29.76 (47)				56.27	6.50
49	69	550149	PUSNINS Arno		2008	30.82 (49)	15.91 (47)	46.73 (47)	10.37 (42)	57.10	7.33
50	70	550148	BERZINS Valters		2008	31.15 (50)	17.03 (48)	48.18 (48)	11.30 (48)	59.48	9.71
51	67	60339	DESMET Leon-Remi		2005	32.47 (51)	17.17 (49)	49.64 (49)	11.82 (49)	1:01.46	11.69