

**OFFICIAL RESULTS****COMPETITION JURY**

TECHNICAL DELEGATE	SAMPIERI Gianluca	(ITA)
CHIEF OF RACE	LOSS Dinars	(LAT)
REFEREE	FOGELIS Daniels	(LAT)

WEATHER

CONDITIONS	Sunny
SNOW	Hard
AIR TEMPERATURE	START : -1.0 °C FINISH : -1.0 °C

Run 1

COURSESETTER	REVILLA Manuele	(ESP)
FORERUNNERS	- A - UREVICH Vladislav	(KGZ)
	- B - ABELE Gustavs	(LAT)
COURSE	Aloch Muro	
START	1640 m	
FINISH	1355 m	
DROP	285 m	
HOMOLOGATION	15202/12/23	
GATES	35	
DIRECTIONS	34	
STARTING TIME	09:40	

Run 2

	GASUNA Lelde	(LAT)
- A -	UREVICH Vladislav	(KGZ)
- B -	ABELE Gustavs	(LAT)
COURSE	Aloch Muro	
START	1640 m	
FINISH	1355 m	
DROP	285 m	
HOMOLOGATION	15202/12/23	
GATES	35	
DIRECTIONS	33	
STARTING TIME	11:45	

LIST n°1825 APPLIED PENALTY: 32.28
Number of competitors: 78, Number of NSA: 15

CALCULATED PENALTY: 32.28

F = 1010

Rank	Bib	FIS ID	Name	Nation	Year	Category	Run 1 (Rank)	Run 2 (Rank)	Time	Gap	Points
Men											
1	14	10000081	ALVERA Mattia		2004	U21	49.09 (13)	50.11 (3)	1:39.20		32.28
2	4	6533789	ELVIDGE Roman		2005	U21	47.96 (1)	51.32 (25)	1:39.28	0.08	33.09
3	31	10000288	ZORZI Sebastiano		2005	U21	48.82 (6)	50.48 (5)	1:39.30	0.10	33.30
4	25	10000344	SIEDER Lukas		2005	U21	49.31 (22)	50.07 (2)	1:39.38	0.18	34.11
5	8	512597	SPIEGELBERG Loic		2004	U21	48.92 (8)	50.52 (6)	1:39.44	0.24	34.72
6	18	10000739	AVESANI Matteo		2006	U21	48.88 (7)	50.63 (9)	1:39.51	0.31	35.44
7	37	6533577	ROTH Laiken		2004	U21	49.59 (26)	50.02 (1)	1:39.61	0.41	36.45
8	21	6100575	PARK Oscar		2004	U21	49.03 (12)	50.61 (8)	1:39.64	0.44	36.76
9	30	6294963	SANELLI Paolo		2004	U21	49.14 (14)	50.56 (7)	1:39.70	0.50	37.37
10	2	10000822	STEFANI Giovanni		2006	U21	48.95 (11)	50.86 (16)	1:39.81	0.61	38.49
11	22	6191538	MICHEL-MAZAN Jules		2005	U21	48.78 (4)	51.06 (19)	1:39.84	0.64	38.80
12	23	422935	SOERENSEN Jarl Emil		2005	U21	49.18 (18)	50.71 (12)	1:39.89	0.69	39.31
13	7	10000318	PASQUARELLA Riccardo		2005	U21	48.57 (2)	51.33 (26)	1:39.90	0.70	39.41
14	20	10000300	MOBIGLIA Tommaso		2005	U21	49.74 (30)	50.20 (4)	1:39.94	0.74	39.81
15	11	6294979	PISCANEC Alessandro		2004	U21	49.17 (16)	50.80 (14)	1:39.97	0.77	40.12
16	16	512593	BIRCHER Nicolas		2004	U21	49.17 (16)	50.81 (15)	1:39.98	0.78	40.22
17	1	6100681	COURNOYER Lexis		2005	U21	49.25 (20)	50.87 (18)	1:40.12	0.92	41.65
18	39	10001089	DE VETTOR Giacomo		2007	U18	48.94 (9)	51.24 (22)	1:40.18	0.98	42.26
19	6	6294937	OLCESE Tommaso		2004	U21	48.94 (9)	51.29 (24)	1:40.23	1.03	42.77
20	26	10000828	FEICHTER Jonas		2006	U21	49.57 (25)	50.72 (13)	1:40.29	1.09	43.38
21	41	54816	MUIGG Manuel		2004	U21	49.68 (29)	50.68 (10)	1:40.36	1.16	44.09
21	38	492594	ROCHE ESPINOS Victor		2006	U21	49.67 (28)	50.69 (11)	1:40.36	1.16	44.09
21	32	10000540	MASTROBATTISTA Daniele		2005	U21	49.50 (24)	50.86 (16)	1:40.36	1.16	44.09
24	3	203239	POLLER Max		2005	U21	49.22 (19)	51.16 (20)	1:40.38	1.18	44.29
25	10	6533766	HODER Maximilien		2005	U21	49.29 (21)	51.20 (21)	1:40.49	1.29	45.41
26	40	10001174	ATTANASIO Luigi		2007	U18	49.16 (15)	51.69 (29)	1:40.85	1.65	49.08
27	12	6100706	LARIN Vincent		2005	U21	48.81 (5)	52.18 (32)	1:40.99	1.79	50.50



OFFICIAL RESULTS

Rank	Bib	FIS ID	Name	Nation	Year	Category	Run 1 (Rank)	Run 2 (Rank)	Time	Gap	Points
28	50	10001064	LALLINI Edoardo		2007	U18	49.66 (27)	51.39 (27)	1:41.05	1.85	51.12
29	24	10000336	HALLER Moritz		2005	U21	49.84 (33)	51.28 (23)	1:41.12	1.92	51.83
30	13	6100683	FULGA Luca		2005	U21	49.93 (36)	51.54 (28)	1:41.47	2.27	55.39
31	42	10000302	MAZZOCCHIA Francesco		2005	U21	50.27 (43)	51.85 (30)	1:42.12	2.92	62.01
32	51	10001177	BAGATELLA Teo Quy		2007	U18	50.09 (39)	52.08 (31)	1:42.17	2.97	62.52
33	44	6533737	FLAGGERT Winthrop		2005	U21	49.96 (37)	52.58 (35)	1:42.54	3.34	66.29
34	49	6100818	KRAMPL Marek		2006	U21	50.49 (46)	52.42 (33)	1:42.91	3.71	70.05
35	15	6534004	SCHRADY Jack		2006	U21	50.19 (42)	52.80 (36)	1:42.99	3.79	70.87
36	53	6533734	APPLE Cailin		2005	U21	50.69 (49)	52.47 (34)	1:43.16	3.96	72.60
37	56	54947	FALKNER Simon		2006	U21	50.40 (45)	52.81 (37)	1:43.21	4.01	73.11
38	67	770057	NARCHUGANOV Roman		2008	U18	50.66 (48)	52.83 (38)	1:43.49	4.29	75.96
39	27	6100837	WATTS Thomas		2006	U21	50.36 (44)	53.18 (39)	1:43.54	4.34	76.47
40	52	10000744	WEISS Luca		2006	U21	51.53 (53)	53.40 (40)	1:44.93	5.73	90.62
41	47	221634	FREAR William		2006	U21	51.38 (51)	53.83 (41)	1:45.21	6.01	93.47
42	59	6534014	PARAZETTE Noah		2006	U21	51.82 (54)	54.02 (42)	1:45.84	6.64	99.88
43	69	550151	TRAPANS Nils Neo		2008	U18	51.51 (52)	54.82 (44)	1:46.33	7.13	104.87
44	66	10001694	IORI Filippo		2008	U18	51.86 (55)	54.56 (43)	1:46.42	7.22	105.79
45	65	10001567	SENONER Manuel		2008	U18	51.94 (56)	55.85 (47)	1:47.79	8.59	119.74
46	72	550146	MAZAIŠ Miks		2007	U18	53.92 (63)	55.42 (45)	1:49.34	10.14	135.52
47	70	550145	PRANCANS Pauls Peteris		2007	U18	53.47 (60)	55.93 (48)	1:49.40	10.20	136.13
48	73	92834	RECH Mark		2007	U18	54.32 (64)	55.60 (46)	1:49.92	10.72	141.43
49	77	550149	PUSNINS Arno		2008	U18	53.37 (59)	56.56 (50)	1:49.93	10.73	141.53
50	76	280040	BEN NUN Axel		2008	U18	53.81 (62)	56.17 (49)	1:49.98	10.78	142.04
51	78	550148	BERZINS Valters		2008	U18	56.48 (65)	1:00.33 (51)	1:56.81	17.61	211.58
52	74	60339	DESMET Leon-Remi		2005	U21	58.45 (66)	1:01.12 (52)	1:59.57	20.37	239.68
53	75	60350	DERAEDT Maxim		2007	U18	1:03.25 (67)	1:06.99 (53)	2:10.24	31.04	348.31

Did Not Finish - Run 1 (11)









5	6100723	GOULET Charles-Antoine		2005	U21						
9	10000845	FOCHER Mirko		2006	U21						
33	492592	BARCELO CASTELLET Roger		2006	U21						
36	6294914	PALLUA Giovanni		2004	U21						
43	10001179	LONGO Lorenzo		2007	U18						
45	6191692	DOREL Raphael		2006	U21						
60	221664	VIDRI Dante Adam		2007	U18						
61	6191842	MAILLEBUAU Mathis		2007	U18						
62	6191988	HOSTETTER Leo		2008	U18						
63	10001178	FARINA Samuele		2007	U18						
64	10000748	ZANONER Luca		2006	U21						

Did Not Finish - Run 2 (14)

17	221581	LAUGHLAND Maximilian		2004	U21	48.75					
19	6294859	LOCHMANN Tommy		2004	U21	50.17					
28	492596	UBEIRA CIERCO Marc		2006	U21	49.88					
29	221633	DUNCAN Harry		2006	U21	49.81					
34	10000449	RAINER Fabian		2005	U21	49.42					
35	10000349	GROSSRUBATSCHER Fabio		2005	U21	50.01					



OFFICIAL RESULTS

Rank	Bib	FIS ID	Name	Nation	Year	Category	Run 1 (Rank)	Run 2 (Rank)	Time	Gap	Points
46	221715		BLYTH Hamish		2008	U18			49.86		
48	54953		BARTELS Casper		2006	U21			49.76		
54	6100787		EXLEY Tal		2006	U21			50.12		
55	203318		KALTENHAEUSER Maximilian		2006	U21			50.74		
57	6534009		STERN-PRE Sacha		2006	U21			52.47		
58	6534124		WILSON Ryan		2006	U21			50.58		
68	6533926		SMITH Lincoln		2005	U21			53.68		
71	512797		LANGHANS Noah		2007	U18			52.32		

PENALTY CALCULATION

Rank	Bib	FIS ID	Name	Nation	Year	List points	Best 5	Race points
Best 10 at finish								
1	14	10000081	ALVERA Mattia		2004	37.17	37.17	0.00
2	4	6533789	ELVIDGE Roman		2005	31.45	31.45	0.81
3	31	10000288	ZORZI Sebastiano		2005	44.49	-	-
4	25	10000344	SIEDER Lukas		2005	40.32	-	-
5	8	512597	SPIEGELBERG Loic		2004	31.37	31.37	2.44
6	18	10000739	AVESANI Matteo		2006	39.38	39.38	3.16
7	37	6533577	ROTH Laiken		2004	48.58	-	-
8	21	6100575	PARK Oscar		2004	39.63	-	-
9	30	6294963	SANELLI Paolo		2004	44.36	-	-
10	2	10000822	STEFANI Giovanni		2006	34.14	34.14	6.21

Best 5 at start

5	8	512597	SPIEGELBERG Loic		2004	31.37	
2	4	6533789	ELVIDGE Roman		2005	31.45	
25	10	6533766	HODER Maximilien		2005	32.32	
19	6	6294937	OLCESE Tommaso		2004	32.60	
10	2	10000822	STEFANI Giovanni		2006	34.14	

(DNF: Did Not Finish, DSQ: Disqualified)

TOTAL

(B) List points of best 5 at start	161.88	
(A) List points of the best 5 to finish in top 10		173.51
(C) Race points of corresponding competitors		12.62

Calculated penalty (A + B - C) = 322.77 / 10	32.28
Correction value (Z)	0.00
Category adder	0.00
Applied penalty	32.28

Timing

**RESULTS RUN 1**

Rank	Bib	FIS ID	Name	Nation	Year	Sector 1 (Rank)	Sector 2 (Rank)	Inter 2 (Rank)	Sector 3 (Rank)	Time	Gap
Men											
1	4	6533789	ELVIDGE Roman		2005	25.78 (2)	13.26 (1)	39.04 (1)	8.92 (1)	47.96	
2	7	10000318	PASQUARELLA Riccardo		2005	26.10 (8)	13.40 (4)	39.50 (4)	9.07 (3)	48.57	0.61
3	17	221581	LAUGHLAND Maximilian		2004	25.73 (1)	13.71 (24)	39.44 (2)	9.31 (28)	48.75	0.79
4	22	6191538	MICHEL-MAZAN Jules		2005	25.82 (3)	13.80 (31)	39.62 (7)	9.16 (7)	48.78	0.82
5	12	6100706	LARIN Vincent		2005	25.96 (4)	13.59 (13)	39.55 (5)	9.26 (22)	48.81	0.85
6	31	10000288	ZORZI Sebastiano		2005	26.00 (5)	13.48 (7)	39.48 (3)	9.34 (32)	48.82	0.86
7	18	10000739	AVESANI Matteo		2006	26.21 (13)	13.58 (12)	39.79 (10)	9.09 (4)	48.88	0.92
8	8	512597	SPIEGELBERG Loic		2004	26.27 (14)	13.59 (13)	39.86 (14)	9.06 (2)	48.92	0.96
9	39	10001089	DE VETTOR Giacomo		2007	26.27 (14)	13.33 (2)	39.60 (6)	9.34 (32)	48.94	0.98
9	6	6294937	OLCESE Tommaso		2004	26.35 (18)	13.34 (3)	39.69 (8)	9.25 (18)	48.94	0.98
11	2	10000822	STEFANI Giovanni		2006	26.19 (12)	13.62 (16)	39.81 (11)	9.14 (5)	48.95	0.99
12	21	6100575	PARK Oscar		2004	26.13 (9)	13.61 (15)	39.74 (9)	9.29 (24)	49.03	1.07
13	14	10000081	ALVERA Mattia		2004	26.06 (7)	13.78 (27)	39.84 (12)	9.25 (18)	49.09	1.13
14	30	6294963	SANELLI Paolo		2004	26.34 (16)	13.51 (9)	39.85 (13)	9.29 (24)	49.14	1.18
15	40	10001174	ATTANASIO Luigi		2007	26.51 (26)	13.43 (5)	39.94 (17)	9.22 (15)	49.16	1.20
16	16	512593	BIRCHER Nicolas		2004	26.18 (11)	13.76 (26)	39.94 (17)	9.23 (16)	49.17	1.21
16	11	6294979	PISCANEC Alessandro		2004	26.39 (21)	13.54 (11)	39.93 (15)	9.24 (17)	49.17	1.21
18	23	422935	SOERENSEN Jarl Emil		2005	26.16 (10)	13.82 (33)	39.98 (19)	9.20 (12)	49.18	1.22
19	3	203239	POLLER Max		2005	26.02 (6)	13.91 (36)	39.93 (15)	9.29 (24)	49.22	1.26
20	1	6100681	COURNOYER Lexis		2005	26.58 (30)	13.51 (9)	40.09 (21)	9.16 (7)	49.25	1.29
21	10	6533766	HODER Maximilien		2005	26.34 (16)	13.75 (25)	40.09 (21)	9.20 (12)	49.29	1.33
22	25	10000344	SIEDER Lukas		2005	26.35 (18)	13.63 (18)	39.98 (19)	9.33 (31)	49.31	1.35
23	34	10000449	RAINER Fabian		2005	26.44 (23)	13.79 (29)	40.23 (26)	9.19 (9)	49.42	1.46
24	32	10000540	MASTROBATTISTA Daniele		2005	26.54 (28)	13.64 (19)	40.18 (23)	9.32 (30)	49.50	1.54
25	26	10000828	FEICHTER Jonas		2006	26.69 (34)	13.50 (8)	40.19 (25)	9.38 (37)	49.57	1.61
26	37	6533577	ROTH Laiken		2004	26.41 (22)	13.82 (33)	40.23 (26)	9.36 (35)	49.59	1.63
27	50	10001064	LALLINI Edoardo		2007	26.61 (32)	13.62 (16)	40.23 (26)	9.43 (40)	49.66	1.70
28	38	492594	ROCHE ESPINOS Victor		2006	26.54 (28)	13.93 (38)	40.47 (31)	9.20 (12)	49.67	1.71
29	41	54816	MUIGG Manuel		2004	26.83 (41)	13.44 (6)	40.27 (29)	9.41 (39)	49.68	1.72
30	20	10000300	MOBIGLIA Tommaso		2005	26.90 (45)	13.70 (22)	40.60 (35)	9.14 (5)	49.74	1.78
31	48	54953	BARTELS Casper		2006	26.73 (37)	13.78 (27)	40.51 (33)	9.25 (18)	49.76	1.80
32	29	221633	DUNCAN Harry		2006	26.49 (25)	14.02 (42)	40.51 (33)	9.30 (27)	49.81	1.85
33	24	10000336	HALLER Moritz		2005	26.95 (46)	13.70 (22)	40.65 (37)	9.19 (9)	49.84	1.88
34	46	221715	BLYTH Hamish		2008	27.00 (48)	13.67 (20)	40.67 (39)	9.19 (9)	49.86	1.90
35	28	492596	UBEIRA CIERCO Marc		2006	26.45 (24)	14.15 (47)	40.60 (35)	9.28 (23)	49.88	1.92
36	13	6100683	FULGA Luca		2005	26.51 (26)	13.91 (36)	40.42 (30)	9.51 (44)	49.93	1.97
37	44	6533737	FLAGGERT Winthrop		2005	26.77 (38)	13.94 (39)	40.71 (40)	9.25 (18)	49.96	2.00
38	35	10000349	GROSSRUBATSCHER Fabio		2005	26.86 (42)	13.79 (29)	40.65 (37)	9.36 (35)	50.01	2.05
39	51	10001177	BAGATELLA Teo Quy		2007	26.79 (39)	13.69 (21)	40.48 (32)	9.61 (45)	50.09	2.13
40	54	6100787	EXLEY Tal		2006	26.80 (40)	13.94 (39)	40.74 (42)	9.38 (37)	50.12	2.16
41	19	6294859	LOCHMANN Tommy		2004	26.61 (32)	14.25 (49)	40.86 (44)	9.31 (28)	50.17	2.21
42	15	6534004	SCHRADY Jack		2006	26.72 (36)	14.12 (45)	40.84 (43)	9.35 (34)	50.19	2.23
43	42	10000302	MAZZOCCHIA Francesco		2005	26.38 (20)	13.80 (31)	40.18 (23)	10.09 (60)	50.27	2.31
44	27	6100837	WATTS Thomas		2006	26.58 (30)	14.14 (46)	40.72 (41)	9.64 (50)	50.36	2.40



RESULTS RUN 1

Rank	Bib	FIS ID	Name	Nation	Year	Sector 1 (Rank)	Sector 2 (Rank)	Inter 2 (Rank)	Sector 3 (Rank)	Time	Gap
45	56	54947	FALKNER Simon		2006	27.04 (49)	13.89 (35)	40.93 (45)	9.47 (42)	50.40	2.44
46	49	6100818	KRAMPL Marek		2006	26.95 (46)	14.08 (43)	41.03 (48)	9.46 (41)	50.49	2.53
47	58	6534124	WILSON Ryan		2006	26.70 (35)	14.27 (50)	40.97 (47)	9.61 (45)	50.58	2.62
48	67	770057	NARCHUGANOV Roman		2008	27.17 (51)	13.99 (41)	41.16 (50)	9.50 (43)	50.66	2.70
49	53	6533734	APPLE Cailin		2005	26.88 (43)	14.08 (43)	40.96 (46)	9.73 (52)	50.69	2.73
50	55	203318	KALTENHAEUSER Maximilian		2006	26.88 (43)	14.23 (48)	41.11 (49)	9.63 (48)	50.74	2.78
51	47	221634	FREEAR William		2006	27.12 (50)	14.42 (53)	41.54 (51)	9.84 (56)	51.38	3.42
52	69	550151	TRAPANS Nils Neo		2008	27.27 (52)	14.62 (56)	41.89 (53)	9.62 (47)	51.51	3.55
53	52	10000744	WEISS Luca		2006	27.31 (53)	14.48 (54)	41.79 (52)	9.74 (53)	51.53	3.57
54	59	6534014	PARAZETTE Noah		2006	27.66 (56)	14.41 (51)	42.07 (55)	9.75 (54)	51.82	3.86
55	66	10001694	IORI Filippo		2008	27.54 (54)	14.52 (55)	42.06 (54)	9.80 (55)	51.86	3.90
56	65	10001567	SENONER Manuel		2008	27.85 (57)	14.41 (51)	42.26 (56)	9.68 (51)	51.94	3.98
57	71	512797	LANGHANS Noah		2007	27.94 (58)	14.75 (57)	42.69 (58)	9.63 (48)	52.32	4.36
58	57	6534009	STERN-PRE Sacha		2006	27.55 (55)	14.97 (60)	42.52 (57)	9.95 (57)	52.47	4.51
59	77	550149	PUSNINS Arno		2008	28.54 (63)	14.86 (58)	43.40 (60)	9.97 (58)	53.37	5.41
60	70	550145	PRANCANS Pauls Peteris		2007	28.32 (59)	14.92 (59)	43.24 (59)	10.23 (63)	53.47	5.51
61	68	6533926	SMITH Lincoln		2005	28.33 (60)	15.20 (62)	43.53 (61)	10.15 (61)	53.68	5.72
62	76	280040	BEN NUN Axel		2008	28.48 (62)	15.09 (61)	43.57 (62)	10.24 (64)	53.81	5.85
63	72	550146	MAZAIS Miks		2007	28.36 (61)	15.55 (64)	43.91 (63)	10.01 (59)	53.92	5.96
64	73	92834	RECH Mark		2007	28.70 (64)	15.38 (63)	44.08 (64)	10.24 (64)	54.32	6.36
65	78	550148	BERZINS Valters		2008	29.57 (65)	16.70 (65)	46.27 (65)	10.21 (62)	56.48	8.52
66	74	60339	DESMET Leon-Remi		2005	30.75 (66)	16.84 (66)	47.59 (66)	10.86 (66)	58.45	10.49
67	75	60350	DERAEDT Maxim		2007	33.12 (67)	18.66 (67)	51.78 (67)	11.47 (67)	1:03.25	15.29

**RESULTS RUN 2**

Rank	Bib	FIS ID	Name	Nation	Year	Sector 1 (Rank)	Sector 2 (Rank)	Inter 2 (Rank)	Sector 3 (Rank)	Time	Gap
Men											
1	37	6533577	ROTH Laiken		2004	26.90 (4)	13.38 (2)	40.28 (1)	9.74 (6)	50.02	
2	25	10000344	SIEDER Lukas		2005	27.15 (8)	13.24 (1)	40.39 (3)	9.68 (4)	50.07	0.05
3	14	10000081	ALVERA Mattia		2004	26.85 (2)	13.43 (3)	40.28 (1)	9.83 (12)	50.11	0.09
4	20	10000300	MOBIGLIA Tommaso		2005	27.06 (7)	13.50 (5)	40.56 (4)	9.64 (2)	50.20	0.18
5	31	10000288	ZORZI Sebastiano		2005	27.37 (17)	13.51 (8)	40.88 (13)	9.60 (1)	50.48	0.46
6	8	512597	SPIEGELBERG Loic		2004	26.78 (1)	13.79 (19)	40.57 (5)	9.95 (20)	50.52	0.50
7	30	6294963	SANELLI Paolo		2004	26.89 (3)	13.80 (22)	40.69 (6)	9.87 (15)	50.56	0.54
8	21	6100575	PARK Oscar		2004	27.04 (6)	13.84 (24)	40.88 (13)	9.73 (5)	50.61	0.59
9	18	10000739	AVESANI Matteo		2006	27.22 (10)	13.58 (13)	40.80 (9)	9.83 (12)	50.63	0.61
10	41	54816	MUIGG Manuel		2004	27.35 (16)	13.46 (4)	40.81 (11)	9.87 (15)	50.68	0.66
11	38	492594	ROCHE ESPINOS Victor		2006	27.25 (12)	13.67 (16)	40.92 (16)	9.77 (7)	50.69	0.67
12	23	422935	SOERENSEN Jarl Emil		2005	27.38 (18)	13.68 (17)	41.06 (19)	9.65 (3)	50.71	0.69
13	26	10000828	FEICHTER Jonas		2006	27.32 (14)	13.58 (13)	40.90 (15)	9.82 (11)	50.72	0.70
14	11	6294979	PISCANEC Alessandro		2004	27.43 (19)	13.56 (11)	40.99 (17)	9.81 (10)	50.80	0.78
15	16	512593	BIRCHER Nicolas		2004	27.34 (15)	13.50 (5)	40.84 (12)	9.97 (21)	50.81	0.79
16	32	10000540	MASTROBATTISTA Daniele		2005	27.17 (9)	13.59 (15)	40.76 (7)	10.10 (30)	50.86	0.84
16	2	10000822	STEFANI Giovanni		2006	27.25 (12)	13.55 (10)	40.80 (9)	10.06 (25)	50.86	0.84
18	1	6100681	COURNOYER Lexis		2005	27.23 (11)	13.56 (11)	40.79 (8)	10.08 (28)	50.87	0.85
19	22	6191538	MICHEL-MAZAN Jules		2005	26.97 (5)	14.04 (31)	41.01 (18)	10.05 (23)	51.06	1.04
20	3	203239	POLLER Max		2005	27.52 (21)	13.79 (19)	41.31 (22)	9.85 (14)	51.16	1.14
21	10	6533766	HODER Maximilien		2005	27.52 (21)	13.91 (27)	41.43 (26)	9.77 (7)	51.20	1.18
22	39	10001089	DE VETTOR Giacomo		2007	27.63 (25)	13.68 (17)	41.31 (22)	9.93 (18)	51.24	1.22
23	24	10000336	HALLER Moritz		2005	27.61 (24)	13.54 (9)	41.15 (20)	10.13 (32)	51.28	1.26
24	6	6294937	OLCESE Tommaso		2004	27.72 (28)	13.50 (5)	41.22 (21)	10.07 (27)	51.29	1.27
25	4	6533789	ELVIDGE Roman		2005	27.58 (23)	13.80 (22)	41.38 (25)	9.94 (19)	51.32	1.30
26	7	10000318	PASQUARELLA Riccardo		2005	27.65 (26)	13.88 (25)	41.53 (28)	9.80 (9)	51.33	1.31
27	50	10001064	LALLINI Edoardo		2007	27.70 (27)	13.79 (19)	41.49 (27)	9.90 (17)	51.39	1.37
28	13	6100683	FULGA Luca		2005	27.48 (20)	13.89 (26)	41.37 (24)	10.17 (34)	51.54	1.52
29	40	10001174	ATTANASIO Luigi		2007	27.75 (29)	13.93 (29)	41.68 (29)	10.01 (22)	51.69	1.67
30	42	10000302	MAZZOCCHIA Francesco		2005	27.81 (32)	13.95 (30)	41.76 (30)	10.09 (29)	51.85	1.83
31	51	10001177	BAGATELLA Teo Quy		2007	28.10 (35)	13.92 (28)	42.02 (32)	10.06 (25)	52.08	2.06
32	12	6100706	LARIN Vincent		2005	27.78 (31)	14.20 (34)	41.98 (31)	10.20 (35)	52.18	2.16
33	49	6100818	KRAMPL Marek		2006	27.86 (33)	14.51 (37)	42.37 (36)	10.05 (23)	52.42	2.40
34	53	6533734	APPLE Cailin		2005	28.23 (38)	14.09 (33)	42.32 (35)	10.15 (33)	52.47	2.45
35	44	6533737	FLAGGERT Winthrop		2005	27.77 (30)	14.49 (36)	42.26 (34)	10.32 (38)	52.58	2.56
36	15	6534004	SCHRADY Jack		2006	28.19 (37)	14.04 (31)	42.23 (33)	10.57 (45)	52.80	2.78
37	56	54947	FALKNER Simon		2006	28.39 (39)	14.30 (35)	42.69 (38)	10.12 (31)	52.81	2.79
38	67	770057	NARCHUGANOV Roman		2008	27.89 (34)	14.72 (41)	42.61 (37)	10.22 (36)	52.83	2.81
39	27	6100837	WATTS Thomas		2006	28.14 (36)	14.59 (39)	42.73 (39)	10.45 (41)	53.18	3.16
40	52	10000744	WEISS Luca		2006	28.58 (42)	14.51 (37)	43.09 (40)	10.31 (37)	53.40	3.38
41	47	221634	FREEAR William		2006	28.42 (40)	14.90 (43)	43.32 (41)	10.51 (42)	53.83	3.81
42	59	6534014	PARAZETTE Noah		2006	28.57 (41)	14.85 (42)	43.42 (42)	10.60 (46)	54.02	4.00
43	66	10001694	IORI Filippo		2008	29.12 (44)	15.01 (45)	44.13 (43)	10.43 (39)	54.56	4.54
44	69	550151	TRAPANS Nils Neo		2008	29.05 (43)	15.25 (46)	44.30 (44)	10.52 (43)	54.82	4.80



RESULTS RUN 2

Rank	Bib	FIS ID	Name	Nation	Year	Sector 1 (Rank)	Sector 2 (Rank)	Inter 2 (Rank)	Sector 3 (Rank)	Time	Gap
45	72	550146	MAZAIS Miks		2007	29.60 (45)	15.39 (48)	44.99 (45)	10.43 (39)	55.42	5.40
46	73	92834	RECH Mark		2007	30.00 (48)	15.00 (44)	45.00 (46)	10.60 (46)	55.60	5.58
47	65	10001567	SENONER Manuel		2008	30.68 (50)	14.63 (40)	45.31 (48)	10.54 (44)	55.85	5.83
48	70	550145	PRANCANS Pauls Peteris		2007	29.65 (46)	15.47 (49)	45.12 (47)	10.81 (49)	55.93	5.91
49	76	280040	BEN NUN Axel		2008	30.05 (49)	15.35 (47)	45.40 (49)	10.77 (48)	56.17	6.15
50	77	550149	PUSNINS Arno		2008	29.88 (47)	15.63 (50)	45.51 (50)	11.05 (50)	56.56	6.54
51	78	550148	BERZINS Valters		2008	31.88 (51)	16.72 (52)	48.60 (51)	11.73 (51)	1:00.33	10.31
52	74	60339	DESMET Leon-Remi		2005	32.79 (52)	16.58 (51)	49.37 (52)	11.75 (52)	1:01.12	11.10
53	75	60350	DERAEDT Maxim		2007	35.71 (53)	18.70 (53)	54.41 (53)	12.58 (53)	1:06.99	16.97