



OFFICIAL RESULTS

COMPETITION JURY

TECHNICAL DELEGATE	MENESTRINA Daniel	(ITA)
CHIEF OF RACE	DORSS Dinars	(LAT)
REFEREE	LIBERATORE Sergio	(ITA)

WEATHER

CONDITIONS	Sunny / Cloudy
SNOW	Packed wet
AIR TEMPERATURE	START : 2.0 °C FINISH : 2.0 °C

Run 1

COURSESETTER	FOGELIS Daniels	(LAT)
FORERUNNERS	- A - NATTER Camille	(USA)
	- B - PIRCHER Magdalena	(ITA)
	- C - COLTURI Juri	(ALB)

Run 2

	GEDRA Zaks	(LAT)
- A -	NATTER Camille	(USA)
- B -	PIRCHER Magdalena	(ITA)
- C -	COLTURI Juri	(ALB)

COURSE	Aloch Muro
START	1640 m
FINISH	1355 m
DROP	285 m
HOMOLOGATION	15202/12/23
GATES	36
DIRECTIONS	34
STARTING TIME	12:45

	Aloch Muro
	1640 m
	1355 m
	285 m
	15202/12/23
	36
	34
	14:45

LIST n°1925 APPLIED PENALTY: 40.05 CALCULATED PENALTY: 40.05
Number of competitors: 53, Number of NSA: 19

F = 1010

Rank	Bib	FIS ID	Name	Nation	Year	Category	Run 1 (Rank)	Run 2 (Rank)	Time	Gap	Points
Women											
1	10	225846	WORDLEY Nicole		2005	U21	54.84 (7)	55.32 (2)	1:50.16		40.05
2	7	6296047	PIRCHER Magdalena		2003	U30	54.67 (4)	55.67 (9)	1:50.34	0.18	41.70
3	6	156250	NOVAKOVSKA Adela		2008	U18	54.40 (3)	55.97 (11)	1:50.37	0.21	41.98
4	9	6297093	VETTURINI Rebecca		2007	U18	54.31 (2)	56.54 (17)	1:50.85	0.69	46.38
5	1	6297084	HOFER Hanna		2007	U18	54.89 (8)	56.72 (21)	1:51.61	1.45	53.34
6	16	465171	MOLDOVAN Sofia Maria		2008	U18	55.57 (10)	56.69 (20)	1:52.26	2.10	59.30
7	26	415265	FULLERTON Ruby		2006	U21	56.87 (20)	55.40 (4)	1:52.27	2.11	59.40
8	28	207119	KNAB Vreni		2008	U18	56.80 (18)	55.59 (7)	1:52.39	2.23	60.50
9	11	6296806	PIOK Theresa		2006	U21	55.96 (14)	56.50 (16)	1:52.46	2.30	61.14
10	33	516970	MUELLER Chiara Valentina		2008	U18	56.89 (21)	55.66 (8)	1:52.55	2.39	61.96
11	53	207123	ENZ Annika		2008	U18	57.37 (26)	55.24 (1)	1:52.61	2.45	62.51
12	13	6537829	CRIST Ruby		2006	U21	55.54 (9)	57.09 (23)	1:52.63	2.47	62.70
13	38	207128	KOCA Lucia		2008	U18	56.84 (19)	55.80 (10)	1:52.64	2.48	62.79
14	25	207121	WEISS Antonia		2008	U18	57.40 (27)	55.41 (5)	1:52.81	2.65	64.35
15	24	565565	DOLINAR Manca		2007	U18	57.40 (27)	55.52 (6)	1:52.92	2.76	65.36
15	14	45495	EVANS Abbey		2005	U21	55.89 (13)	57.03 (22)	1:52.92	2.76	65.36
17	23	516901	VETSCH Svenja		2007	U18	56.35 (16)	56.63 (19)	1:52.98	2.82	65.91
18	32	207115	MACHL Julia		2008	U18	57.72 (30)	55.33 (3)	1:53.05	2.89	66.55
19	2	207096	REHE Mathilda		2007	U18	55.80 (11)	57.33 (25)	1:53.13	2.97	67.28
20	19	6537767	CLUTE Regan		2006	U21	55.82 (12)	57.36 (26)	1:53.18	3.02	67.74
21	18	225843	HOLMES Charlotte		2005	U21	57.11 (22)	56.24 (13)	1:53.35	3.19	69.30
22	22	516907	VAN DER VALK Marah		2007	U18	57.11 (22)	56.31 (14)	1:53.42	3.26	69.94
23	20	6296858	FOSCO Swami		2006	U21	57.14 (24)	56.36 (15)	1:53.50	3.34	70.67
24	3	6297176	DABERTO Wendy		2007	U18	56.04 (15)	57.47 (27)	1:53.51	3.35	70.76
25	40	225918	HOWESON Lucy		2008	U18	57.19 (25)	56.58 (18)	1:53.77	3.61	73.15
26	17	516811	MEYER Kim		2005	U21	56.63 (17)	57.17 (24)	1:53.80	3.64	73.42





OFFICIAL RESULTS

Rank	Bib	FIS ID	Name	Nation	Year	Category	Run 1 (Rank)	Run 2 (Rank)	Time	Gap	Points
27	30	6297146	MORELLI Wanda		2007	U18	57.64 (29)	56.17 (12)	1:53.81	3.65	73.51
28	27	516897	FLUECK Lena		2007	U18	57.75 (31)	58.29 (29)	1:56.04	5.88	93.96
29	29	516896	ANNEN Janine		2007	U18	57.86 (32)	58.40 (30)	1:56.26	6.10	95.98
30	35	595022	HABEN RIBEIRO Ariana		2005	U21	58.38 (34)	58.07 (28)	1:56.45	6.29	97.72
31	31	405240	DORRE Lorena		2006	U21	58.30 (33)	59.56 (32)	1:57.86	7.70	110.65
32	52	207134	VOLKELT Mia		2008	U18	59.09 (37)	1:00.10 (34)	1:59.19	9.03	122.84
33	36	516937	JACOB Amy		2008	U18	1:00.53 (39)	59.05 (31)	1:59.58	9.42	126.42
34	37	405262	DEKKER Sophie		2008	U18	1:00.26 (38)	59.83 (33)	2:00.09	9.93	131.09
35	39	516861	STEURER Sirine		2006	U21	1:01.30 (41)	1:00.89 (35)	2:02.19	12.03	150.35
36	41	345203	SAKKAL Kiana		2006	U21	1:01.55 (42)	1:02.26 (36)	2:03.81	13.65	165.20
37	42	785023	STEPANAUSKAITE Neringa		2008	U18	1:02.38 (43)	1:02.41 (37)	2:04.79	14.63	174.18
38	46	775014	IVANOVA Albina		2006	U21	1:04.25 (46)	1:03.98 (38)	2:08.23	18.07	205.72
39	44	225873	SCOTT Kizzy		2006	U21	1:04.04 (45)	1:04.66 (39)	2:08.70	18.54	210.03
40	45	215030	REJEPOVA Sabina		2007	U18	1:04.38 (47)	1:05.66 (40)	2:10.04	19.88	222.32
41	49	405244	BROSHUIS Amelie		2006	U21	1:06.32 (48)	1:06.36 (42)	2:12.68	22.52	246.52
42	48	235413	GOUNARIS Melina		2006	U21	1:06.51 (49)	1:07.16 (43)	2:13.67	23.51	255.60
43	50	225916	MCLAUGHLIN Harriet		2008	U18	1:08.38 (50)	1:05.88 (41)	2:14.26	24.10	261.01

Did Not Finish - Run 1 (3)

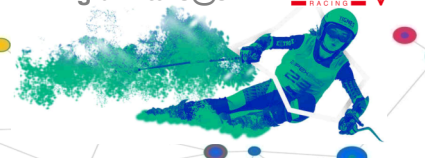
5	6296808	WEISS Lucrezia		2006	U21						
15	6297127	BACHMANN Hanna		2007	U18						
43	516885	MILONE Stella		2006	U21						

Did Not Finish - Run 2 (5)

4	6296830	KINZNER Amelie		2006	U21	54.75					
12	6296647	FILL Valentina		2005	U21	54.30					
21	275044	MURPHY Elle		2001	U30	58.42					
34	6296817	CHISTE Lisa		2006	U21	58.43					
47	405260	VAN DEN BROEK Ymme		2008	U18	1:03.57					

Disqualified - Run 2 (2)

8	207098	RAPP Amelie		2007	U18	54.77					
51	85028	SPRINGER Isabella		2000	U30	1:00.83				Gate 7	





PENALTY CALCULATION

Rank	Bib	FIS ID	Name	Nation	Year	List points	Best 5	Race points
Best 10 at finish								
1	10	225846	WORDLEY Nicole		2005	45.62	45.62	0.00
2	7	6296047	PIRCHER Magdalena		2003	50.35	50.35	1.65
3	6	156250	NOVAKOVSKA Adela		2008	58.82	-	-
4	9	6297093	VETTURINI Rebecca		2007	46.48	46.48	6.33
5	1	6297084	HOFER Hanna		2007	39.91	39.91	13.29
6	16	465171	MOLDOVAN Sofia Maria		2008	59.54	-	-
7	26	415265	FULLERTON Ruby		2006	71.49	-	-
8	28	207119	KNAB Vreni		2008	72.34	-	-
9	11	6296806	PIOK Theresa		2006	56.07	56.07	21.09
10	33	516970	MUELLER Chiara Valentina		2008	88.77	-	-

Best 5 at start

DNF	4	6296830	KINZNER Amelie		2006	36.26		
5	1	6297084	HOFER Hanna		2007	39.91		
DNF	12	6296647	FILL Valentina		2005	41.12		
DNF	15	6297127	BACHMANN Hanna		2007	41.49		
1	10	225846	WORDLEY Nicole		2005	45.62		

(DNF: Did Not Finish, DSQ: Disqualified)

TOTAL

(B) List points of best 5 at start	204.40		
(A) List points of the best 5 to finish in top 10		238.43	
(C) Race points of corresponding competitors			42.36

Calculated penalty (A + B - C) = 400.47 / 10	40.05
Correction value (Z)	0.00
Category adder	0.00
Applied penalty	40.05

Timing









**RESULTS RUN 1**

Rank	Bib	FIS ID	Name	Nation	Year	Sector 1 (Rank)	Sector 2 (Rank)	Time	Gap
Women									
1	12	6296647	FILL Valentina		2005	35.32 (4)	18.98 (1)	54.30	
2	9	6297093	VETTURINI Rebecca		2007	35.23 (3)	19.08 (2)	54.31	0.01
3	6	156250	NOVAKOVSKA Adela		2008	35.13 (1)	19.27 (4)	54.40	0.10
4	7	6296047	PIRCHER Magdalena		2003	35.14 (2)	19.53 (10)	54.67	0.37
5	4	6296830	KINZNER Amelie		2006	35.44 (7)	19.31 (5)	54.75	0.45
6	8	207098	RAPP Amelie		2007	35.37 (5)	19.40 (7)	54.77	0.47
7	10	225846	WORDLEY Nicole		2005	35.39 (6)	19.45 (8)	54.84	0.54
8	1	6297084	HOFER Hanna		2007	35.56 (8)	19.33 (6)	54.89	0.59
9	13	6537829	CRIST Ruby		2006	35.96 (11)	19.58 (12)	55.54	1.24
10	16	465171	MOLDOVAN Sofia Maria		2008	36.37 (16)	19.20 (3)	55.57	1.27
11	2	207096	REHE Mathilda		2007	35.64 (9)	20.16 (22)	55.80	1.50
12	19	6537767	CLUTE Regan		2006	36.20 (14)	19.62 (13)	55.82	1.52
13	14	45495	EVANS Abbey		2005	36.16 (13)	19.73 (15)	55.89	1.59
14	11	6296806	PIOK Theresa		2006	36.14 (12)	19.82 (16)	55.96	1.66
15	3	6297176	DABERTO Wendy		2007	36.57 (17)	19.47 (9)	56.04	1.74
16	23	516901	VETSCH Svenja		2007			56.35	2.05
17	17	516811	MEYER Kim		2005	36.27 (15)	20.36 (24)	56.63	2.33
18	28	207119	KNAB Vreni		2008			56.80	2.50
19	38	207128	KOCA Lucia		2008	37.19 (23)	19.65 (14)	56.84	2.54
20	26	415265	FULLERTON Ruby		2006	36.90 (19)	19.97 (17)	56.87	2.57
21	33	516970	MUELLER Chiara Valentina		2008	37.33 (25)	19.56 (11)	56.89	2.59
22	22	516907	VAN DER VALK Marah		2007			57.11	2.81
22	18	225843	HOLMES Charlotte		2005	36.83 (18)	20.28 (23)	57.11	2.81
24	20	6296858	FOSCO Swami		2006	37.15 (22)	19.99 (19)	57.14	2.84
25	40	225918	HOWESON Lucy		2008	37.06 (20)	20.13 (21)	57.19	2.89
26	53	207123	ENZ Annika		2008			57.37	3.07
27	25	207121	WEISS Antonia		2008	37.36 (26)	20.04 (20)	57.40	3.10
27	24	565565	DOLINAR Manca		2007	37.43 (27)	19.97 (17)	57.40	3.10
29	30	6297146	MORELLI Wanda		2007			57.64	3.34
30	32	207115	MACHL Julia		2008	37.20 (24)	20.52 (26)	57.72	3.42
31	27	516897	FLUECK Lena		2007	35.93 (10)	21.82 (34)	57.75	3.45
32	29	516896	ANNEN Janine		2007			57.86	3.56
33	31	405240	DORRE Lorena		2006	37.84 (29)	20.46 (25)	58.30	4.00
34	35	595022	HABEN RIBEIRO Ariana		2005	37.84 (29)	20.54 (27)	58.38	4.08
35	21	275044	MURPHY Elle		2001	37.14 (21)	21.28 (30)	58.42	4.12
36	34	6296817	CHISTE Lisa		2006	37.78 (28)	20.65 (28)	58.43	4.13
37	52	207134	VOLKELT Mia		2008			59.09	4.79
38	37	405262	DEKKER Sophie		2008	39.24 (32)	21.02 (29)	1:00.26	5.96
39	36	516937	JACOB Amy		2008	39.06 (31)	21.47 (31)	1:00.53	6.23
40	51	85028	SPRINGER Isabella		2000			1:00.83	6.53
41	39	516861	STEURER Sirine		2006	39.52 (33)	21.78 (33)	1:01.30	7.00
42	41	345203	SAKKAL Kiana		2006	39.89 (34)	21.66 (32)	1:01.55	7.25
43	42	785023	STEPANAUSKAITE Neringa		2008	40.14 (35)	22.24 (35)	1:02.38	8.08
44	47	405260	VAN DEN BROEK Ymme		2008			1:03.57	9.27





RESULTS RUN 1

Rank	Bib	FIS ID	Name	Nation	Year	Sector 1 (Rank)	Sector 2 (Rank)	Time	Gap
45	44	225873	SCOTT Kizzy		2006	40.90 (36)	23.14 (37)	1:04.04	9.74
46	46	775014	IVANOVA Albina		2006			1:04.25	9.95
47	45	215030	REJEPOVA Sabina		2007	41.49 (37)	22.89 (36)	1:04.38	10.08
48	49	405244	BROSHUIS Amelie		2006			1:06.32	12.02
49	48	235413	GOUNARIS Melina		2006			1:06.51	12.21
50	50	225916	MCLAUGHLIN Harriet		2008			1:08.38	14.08



**RESULTS RUN 2**

Rank	Bib	FIS ID	Name	Nation	Year	Sector 1 (Rank)	Sector 2 (Rank)	Time	Gap
Women									
1	53	207123	ENZ Annika		2008	35.69 (3)	19.55 (9)	55.24	
2	10	225846	WORDLEY Nicole		2005	34.96 (1)	20.36 (19)	55.32	0.08
3	32	207115	MACHL Julia		2008	36.01 (6)	19.32 (1)	55.33	0.09
4	26	415265	FULLERTON Ruby		2006	36.07 (7)	19.33 (3)	55.40	0.16
5	25	207121	WEISS Antonia		2008	35.90 (4)	19.51 (7)	55.41	0.17
6	24	565565	DOLINAR Manca		2007	36.08 (8)	19.44 (5)	55.52	0.28
7	28	207119	KNAB Vreni		2008	36.10 (9)	19.49 (6)	55.59	0.35
8	33	516970	MUELLER Chiara Valentina		2008	36.26 (11)	19.40 (4)	55.66	0.42
9	7	6296047	PIRCHER Magdalena		2003	36.12 (10)	19.55 (9)	55.67	0.43
10	38	207128	KOCA Lucia		2008	36.48 (16)	19.32 (1)	55.80	0.56
11	6	156250	NOVAKOVSKA Adela		2008	36.45 (14)	19.52 (8)	55.97	0.73
12	30	6297146	MORELLI Wanda		2007	36.34 (13)	19.83 (11)	56.17	0.93
13	18	225843	HOLMES Charlotte		2005	36.31 (12)	19.93 (13)	56.24	1.00
14	22	516907	VAN DER VALK Marah		2007	35.96 (5)	20.35 (18)	56.31	1.07
15	20	6296858	FOSCO Swami		2006	36.47 (15)	19.89 (12)	56.36	1.12
16	11	6296806	PIOK Theresa		2006			56.50	1.26
17	9	6297093	VETTURINI Rebecca		2007	36.60 (17)	19.94 (14)	56.54	1.30
18	40	225918	HOWESON Lucy		2008	36.60 (17)	19.98 (15)	56.58	1.34
19	23	516901	VETSCH Svenja		2007	35.52 (2)	21.11 (26)	56.63	1.39
20	16	465171	MOLDOVAN Sofia Maria		2008			56.69	1.45
21	1	6297084	HOFER Hanna		2007	36.60 (17)	20.12 (16)	56.72	1.48
22	14	45495	EVANS Abbey		2005			57.03	1.79
23	13	6537829	CRIST Ruby		2006			57.09	1.85
24	17	516811	MEYER Kim		2005	36.92 (20)	20.25 (17)	57.17	1.93
25	2	207096	REHE Mathilda		2007			57.33	2.09
26	19	6537767	CLUTE Regan		2006			57.36	2.12
27	3	6297176	DABERTO Wendy		2007			57.47	2.23
28	35	595022	HABEN RIBEIRO Ariana		2005	37.40 (21)	20.67 (22)	58.07	2.83
29	27	516897	FLUECK Lena		2007	37.81 (22)	20.48 (21)	58.29	3.05
30	29	516896	ANNEN Janine		2007	37.99 (23)	20.41 (20)	58.40	3.16
31	36	516937	JACOB Amy		2008	38.36 (24)	20.69 (23)	59.05	3.81
32	31	405240	DORRE Lorena		2006	38.63 (25)	20.93 (25)	59.56	4.32
33	37	405262	DEKKER Sophie		2008	38.91 (27)	20.92 (24)	59.83	4.59
34	52	207134	VOLKELT Mia		2008	38.74 (26)	21.36 (27)	1:00.10	4.86
35	39	516861	STEURER Sirine		2006	39.27 (28)	21.62 (28)	1:00.89	5.65
36	41	345203	SAKKAL Kiana		2006	40.09 (29)	22.17 (30)	1:02.26	7.02
37	42	785023	STEPANAUSKAITE Neringa		2008	40.31 (30)	22.10 (29)	1:02.41	7.17
38	46	775014	IVANOVA Albina		2006	40.75 (31)	23.23 (32)	1:03.98	8.74
39	44	225873	SCOTT Kizzy		2006	41.60 (32)	23.06 (31)	1:04.66	9.42
40	45	215030	REJEPOVA Sabina		2007	42.37 (33)	23.29 (33)	1:05.66	10.42
41	50	225916	MCLAUGHLIN Harriet		2008	42.46 (34)	23.42 (34)	1:05.88	10.64
42	49	405244	BROSHUIS Amelie		2006	42.64 (35)	23.72 (35)	1:06.36	11.12
43	48	235413	GOUNARIS Melina		2006	42.64 (35)	24.52 (36)	1:07.16	11.92

